

Beiblatt zur Montage der Halteclipse Wandrinne Scada

Supplement for installing the retaining clips wall drain Scada

Supplément pour installer les clips de rétention Caniveau mural Scada

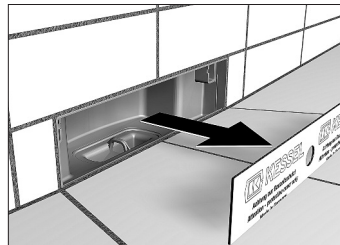
Supplemento per installare le clip di fissaggio Scarico a parete a Scada

Toeslag voor het installeren van de klemmetjes Wandafvoer Scada

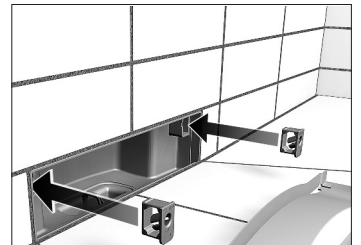
Suplement do montażu zaciski podtrzymujące Odpływ ścienny Scada

Scada 1. Generation

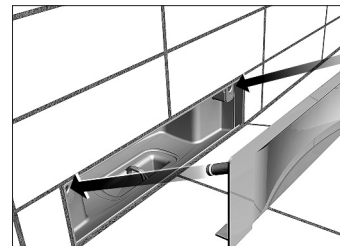

- keine Möglichkeit der Höhen- und Tiefenverstellung
- no possibility of height and depth adjustment
- aucune possibilité de hauteur et réglage de la profondeur
- senza possibilità di regolazione in altezza e profondità
- geen mogelijkheid van de hoogte en diepte verstelbaar
- brak możliwości regulacji wysokości i głębokości




1



2



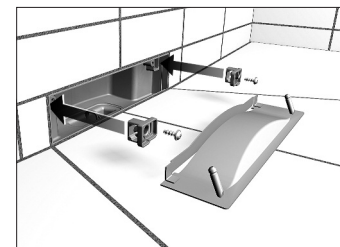

3



4

Scada 2. Generation

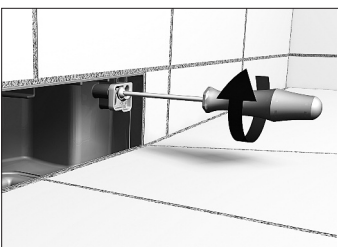
- mit Möglichkeit der Höhen- und Tiefenverstellung
- with possibility of height and depth adjustment
- avec possibilité de hauteur et réglage de la profondeur
- con possibilità di regolazione in altezza e profondità
- met de mogelijkheid van hoogte en diepte verstelbaar
- z możliwością regulacji wysokości i głębokości



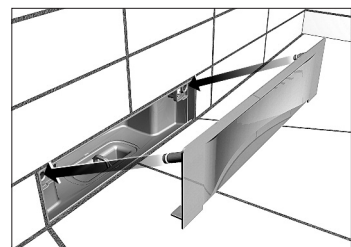
1



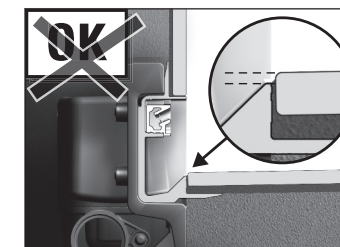
2



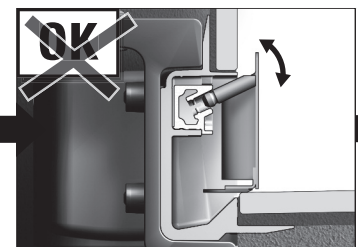
3




4



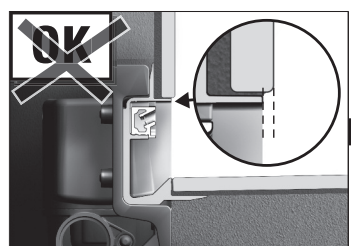
5



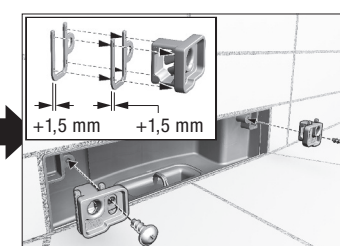
6




7



8



9



10